







Replacement parts for: DAVIDSON 221, 233, 241, 400, 500, 500P, 501 502P, 560, 600,

	PART #
	FILTER SPRING P-12034
	TOGGLE SWITCHES Main drive P-4869 Pump & Drive 500P, 700P P-15305
	UPPER PULLOUT ROLL P-51125
	DETECTOR Sheet feed D-88-2057-01
	SUCTION FOOT D-88-2827-01
	RUBBER SUCTION FOOT ASSEMBLY <i>For heavy stock</i> Complete D-88-2200-18 1) Holder P-50168 1) Sucker foot P-5204 1) Screw P-50067
	FEEDER GEARS, PAWLS & SPRINGS Drive gear P-50452 Ratchet D-88-1442-01 Feed & stop pawl P-52786 Feed pawl spring P-52718 Stop pawl spring P-52787
	TIMING BELTS Large (feeder) P-1662 Small (conveyor) P-1656
	KNOB ASSY. Beater bar 500, 600, 700, 500P, 700P 3-5/8" P-50541 KNOB ASSY. Beater bar 501, 601, 701, 502P, 702P 4-1/2" P-51819
	UPPER FEED ROLL D-88-1719-02 or C-310-007567D
	BEARING P-767
	SHEET SEPARATOR or Cat whisker Brass P-50114
	STOP PAWL SPRING P-52660
	FEEDER RELEASE PAWL P-52786

	PART #
	ELEVATOR HANDLE ASSEMBLY Feeder P-50955 ELEVATOR HANDLE ASSEMBLY Stacker P-502630 ELEVATOR HANDLE SHAFT P-50962
	(A) GUIDE Back stop D-88-1333-01 (B) GUIDE L.H. Operators side D-88-1331-02 (C) GUIDE R.H. Non-operators side D-88-1331-03
	STOP FINGER SHAFT ASSEMBLY Complete 500 D-88-5996-03 Complete 700 D-88-5996-04 Shaft with fingers only 500 D-88-6954-01 Shaft with fingers only 700 D-88-6954-02 Timing pulley for both D-88-1372-01 Pin P-441
	STRAP ASSEMBLY (7" long strap) Complete D-88-4562-01 (A) Block D-88-2167-01 (B) Knob P-312 (C) Screw P-35 (D) Washer P-561 (E) Strap D-88-4418-01 Strap (feeder) P-50420 STRAP ASSEMBLY (8-5/8" long strap) Complete D-88-2170-01 (A) Block D-88-2167-01 (B) Knob P-312 (C) Screw P-35 (D) Washer P-561 (E) Strap D-88-2166-01
	MARBLE RETAINER 500 (12-1/2" long) D-88-1760-01 MARBLE RETAINER 700 (19-1/2" long) D-88-1760-03 MARBLE RETAINER 901 (21-1/2" long) D-88-1760-04 MARBLE - 1" Glass P-761 MARBLE - 1" Steel P-759
	CHANNEL ASSEMBLY (A) Rod D-88-2076-01 (B) Nylon ball D-88-2186-01 (C) Clip P-752 (D) Screw D-88-3959-01 (E) Guide P-140 D-88-2077-01




THIS IS JUST A SAMPLE OF OUR TOTAL INVENTORY











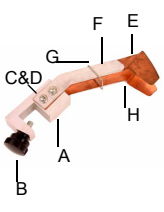
601, 660, 700, 700P, 701, 702P, 760, 901, Dual-a-matic, Mark-I, Roll Converter

PART #		PART #			
	COUNTER ASSEMBLY 500, 600, 700 702P 221, 233 Counter arm	D-88-1653-01 P-4799 D-221-0190 D-88-1620-01		BLANKET CYLINDER GEAR Gear with keys Gear only Keys Screws	D-88-1608-01 D-88-1610-01 D-251-0088 P-1892
	SPRINGS For jogger assembly Operators side L.H. Non-operators side R.H.	D-88-2188-01 D-88-2188-02		BLANKET DRUM GEAR COUPLING 500, 600, 700 502P, 702P 221, 251, 233 Top plate cylinder coupling 500P, 700P	D-88-1615-01 D-88-1615-02 D-251-0105 D-88-4377-01
	STRAP ASSEMBLY	D-88-3173-01		PLATE SEGMENT CLAMP Screw	D-88-2597-01 or D-88-2597-02 P-57
	CONVEYOR TAPE 500, 501, 502P, 600, 700, 701, 702P CONVEYOR TAPE 221, 241 CONVEYOR TAPE Roll Converter	P-4990 P-3914 P-3913		STUD For blanket drum latch	D-88-1635-01
	SPROCKET ASSEMBLY For conveyor	P-8612		DACRON, NYLON & ALUMINUM GEARS 500, 600, 700 Off large cylinder gear NYLON ALUMINUM 501, 601, 701 Off large cylinder gear DACRON 500, 600, 700 Off ink unit NYLON ALUMINUM 501, 601, 701, Off ink unit DACRON	D-88-1499-01 or D-88-3083-02 D-88-1499-X1 C-306-009847D D-88-1552-01 D-88-1552-X1 D-88-6720-01
	DACRON GEAR For blanket drum gear drive	D-88-1396-03		GEAR For ink vibrator roll	C-120-004904D
	UNIVERSAL DRIVE SHAFT 500 (for ball bearing or bushing) 700 (for ball bearing or bushing)	D-88-1391-01 or D-88-3634-01 D-88-1391-03 or D-88-3634-02		CHROME DRAW SHEETS 500 - 13" (no bend) 500 - 14" (with bend) 600 - 11" (no bend) 700 - 13" (no bend) 700 - 14" (with bend) 901 - 14" (with bend)	D-88-2321-01 D-88-2321-02 D-88-2321-09 D-88-2321-05 P-30788 C-199-006704D
	MAIN DRIVE GEAR For drive shaft (N)ylon or (S)teel 500, 600, 700 Dualith 500P, 700P 501,601,701,502P,702P	D-88-3808-01-N D-88-3808-01-S D-88-4552-01-N D-88-4552-01-S D-88-6728-01-N D-88-6728-01-S		PACKING SHEETS 500, 501(.005) - 13" (.008) - 13" (.010) - 13" (.005) - 14" (.008) - 14" (.010) - 14" 700, 701(.005) - 13" (.008) - 13" (.010) - 13" (.005) - 14" (.008) - 14" (.010) - 14" 901(.005) - 14" (.010) - 14"	D-221-0415 D-221-0416 D-221-0417 D-227-0006 D-227-0007 D-227-0008 D-233-0048 D-233-0049 D-233-0050 D-233-0189 D-233-0190 D-233-0191 C-199-006635D C-199-006634D
	BLANKET HUB ASSEMBLY Reinforced lip for durability & longer life.	D-88-3928-01		PIN BAR For plate & impression segment	500, 600, 700 C-125-007223D

... The nylon gear is double wide & designed to preserve the life of your other gears. Just turn it around and reuse it. Twice the life span as original design and your machine will run up to 50% quieter.

Replacement parts for: DAVIDSON 221, 233, 241, 400, 500, 500P, 501 502P, 560, 600,

	PART #
	
EXTENSION BAR For impression segment 700, 601, 701, 700P	D-88-2822-03
	
DUCTOR ROLLER CLIP Ink & water	D-88-0804-01
	
DUCTOR SPRING LATCH For roller bracket Ink & water	D-88-2606-01
	
WASH UP BLADES For Baldwin wash up units 500, 501 (11-3/4 x 2-1/4, 4 Holes, Steel & rubber) D-88-5200-02 700, 701 (18-3/4 x 2-1/4, 5 Holes, Steel & rubber) D-88-5200-01 901 (20-3/4 x 2-1/4, 6 Holes, Steel & rubber) D-88-5200-03	
NOTE: WASH UP UNITS ALSO AVAILABLE	
	
INK FOUNTAIN BLADE 500, 501, 502P D-88-1574-01 600, 601, 700, 701, 702P D-88-1574-03 901 D-88-1574-04	
	
FROG ASSEMBLY For dampening system 501, 601, 701 Complete D-88-6656-01 (A) Wiper D-88-6607-01 (B) Screw P-1871 (C) Lock washer P-644 (D) Frog D-88-6606-01 (E) Thumb screw P-312	
	
SMALL PNEUMATIC CYLINDER For jogger blower manifold	D-88-1857-01
	
STRIPPER PLATE For chain delivery section 600, 601, 700, 701, 702P	D-88-2649-02
	
GEARED DAMPENING ROLLER 500 Complete D-88-1469-07 501 Complete D-88-1469-09 700 Complete D-88-1469-08 Roller and shaft only 500, 501 D-88-1468-05 Roller and shaft only 700 D-88-1468-06 Gear 500, 700 D-88-1462-01 Gear 501 D-88-6724-01 Screw for all P-50	

	PART #
	
RUBBER STOP For Roll Converter paper stop assy.	D-33-0504-01
	
JOGGER PLATE ASSEMBLIES 500, 600, 700 (Non-operators side) D-88-1916-02 (Operators side) D-88-1915-02 (Rear) D-88-1913-04 or D-88-1893-01 501, 601, 701 (Rear) D-88-1893-03	
	
PAWL ASSEMBLY For pile jogger assy.	D-88-1863-02
	
CONTROL HANDLE ASSEMBLY (A) 500P, 700P (not shown) D-88-5363-01 (B) 501, 502P, 701, 702P D-88-5363-03 (C) 500, 700 D-88-1451-01 (D) 501, 601, 701 D-88-5363-02	
	
CONNECTING LINK ASSEMBLY (L.H. & R.H.) 500, 600, 700 D-88-4148-01 501, 601, 701, 702P P-8744	
	
OLD STYLE CONNECTING LINK Only (A) D-88-2817-01	
	
GRIPPER BAR LINK Only 500, 600, 700 (B) Operators side L.H. D-88-2533-01 (B) Non-operators side R.H. D-88-2818-01	
	
GRIPPER BAR CARR. LINK Only 501, 601, 701, 502P, 702P (B) Operators side L.H. P-8722 (B) Non-operators side R.H. P-8721	
	
GRIPPER BAR LINK Only 901 (B) Operators side L.H. C-399-006720D (B) Non-operators side R.H. C-399-006719D	
	
NEW STYLE CONNECTING LINK Only (A) P-8749	
	
JOGGER SPRING & BLOCK ASSEMBLY - Conveyor Complete D-88-2178-02 (A) Block only D-88-1968-01 (B) Thumb screw P-312 (C) Screw P-194 (D) Lockwasher P-623 (E) Spring - Left hand D-88-2188-02 (F) Spring stop D-88-2187-02 (G) Clip D-88-2286-01 (H) Spring - Right hand D-88-2188-01	

THIS IS JUST A SAMPLE OF OUR TOTAL INVENTORY

601, 660, 700, 700P, 701, 702P, 760, 901, Dual-a-matic, Mark-I, Roll Converter

PART #



REPAIR KITS FOR ALL DAVIDSONS


... ELIMINATE COSTLY DOWN TIME WITH YOUR OWN EMERGENCY KIT FOR YOUR MODEL PRESS.

Master kit	P-1771 - 1053 pcs.
Nut kit	P-1769 - 87 pcs.
Washer kit	P-1770 - 79 pcs.
Screw kit	P-1766 - 447 pcs.
Ring kit	P-1767 - 105 pcs.
Pin kit	P-1768 - 234 pcs.
Spring kit	P-30327 - 101 pcs.



GRIPPER CHAINS (set of 2 only)

221, 251, 500, 700	P-8929
501, 601, 701, 502P, 702P, 901	P-8935



SAVE MONEY BY REPLACING ONLY THE PARTS THAT WEAR INSTEAD OF REPLACING THE WHOLE GRIPPER BAR ASSEMBLY.

GRIPPER BAR REPAIR KIT - 500, 501, 502 P-30739

- Consists of:
- (C) Gripper finger-qty. 4,
 - (D) Spring-qty. 4,
 - (E) Cam-qty. 1,
 - (F) Ret. ring-qty. 1,
 - (G) Spiral pin-qty. 8,
 - (H) Ret. ring-qty. 1,
 - (I) Cam roller-qty. 1,
 - (J) Ret. ring-qty. 1.

GRIPPER BAR REPAIR KIT - 700, 701, 702 P-30740


- Consists of:
- (C) Gripper finger-qty. 8,
 - (D) Spring-qty. 8,
 - (E) Cam-qty. 1,
 - (F) Ret. ring-qty. 1,
 - (G) Spiral pin-qty. 8,
 - (H) Ret. ring-qty. 1,
 - (I) Cam roller-qty. 1,
 - (J) Ret. ring-qty. 1.

GRIPPER BAR REPAIR KIT - 901 P-30744

- Consists of:
- (C) Gripper finger-qty. 8,
 - (D) Spring-qty. 8,
 - (E) Cam-qty. 1,
 - (F) Ret. ring-qty. 1,
 - (G) Spiral pin-qty. 8,
 - (H) Ret. ring-qty. 1,
 - (I) Cam roller-qty. 1,
 - (J) Ret. ring-qty. 1.

NOTE: REFERENCE ALL KEY NUMBERS ON THESE THREE REPAIR KITS TO GRIPPER BAR ASSEMBLIES IN THE NEXT COLUMN.

PART #



GRIPPER BAR ASSEMBLY

... MADE OF REINFORCED STEEL TO PREVENT BOWING.
... UNIVERSAL - MAY BE USED FOR STANDARD OR SLITTER.

500	Complete (slitter not avail.)	D-88-2832-14
	(A) Anvil (standard)	D-88-6945-01
	(B) Shaft	D-88-6385-02
	(C) Finger	D-88-2518-01
	(D) Spring	C-199-006219D
	(E) Cam roller	P-1445
	(F) C-Ring	P-668
	(G) Spiral pin	P-345
	(H) C-Ring	P-682
	(I) Cam roller	P-1407
	(J) Retaining ring	P-700

501, 502P	Complete (slitter not avail.)	D-88-2832-15
	(A) Anvil (standard)	D-88-6945-02
	(B) Shaft	D-88-6385-02
	(C) Finger	D-88-2518-01
	(D) Spring	C-199-006219D
	(E) Cam roller	P-1445
	(F) C-Ring	P-668
	(G) Spiral pin	P-345
	(H) C-Ring	P-682
	(I) Cam roller	P-1407
	(J) Retaining ring	P-700

700	Universal - fits standard or slitter	
	Complete	p-700990
	(A) Anvil (slitter)	D-88-8037-01
	(B) Shaft	D-88-6385-04
	(C) Finger	D-88-2518-01
	(D) Spring	C-199-006219D
	(E) Cam roller	P-1445
	(F) C-Ring	P-668
	(G) Spiral pin	P-345
	(H) C-Ring	P-682
	(I) Cam roller	P-1407
	(J) Retaining ring	P-700

600, 700P 701, 702P	Universal - fits standard or slitter	
	Complete	D-88-2832-12
	(A) Anvil (slitter)	D-88-8037-02
	(B) Shaft	D-88-6385-04
	(C) Finger	D-88-2518-01
	(D) Spring	C-199-006219D
	(E) Cam roller	P-1445
	(F) C-Ring	P-668
	(G) Spiral pin	P-345
	(H) C-Ring	P-682
	(I) Cam roller	P-1407
	(J) Retaining ring	P-700

901	Complete (slitter not avail.)	C-399-006713D
	(A) Anvil (standard)	C-125-006722D
	(B) Shaft	C-311-006714D
	(C) Finger	C-117-006727D
	(D) Spring	C-139-006747D
	(E) Cam roller	P-1445
	(F) C-Ring	P-668
	(G) Spiral pin	P-3045
	(H) C-Ring	P-667
	(I) Cam roller	P-1407
	(J) Retaining ring	P-700